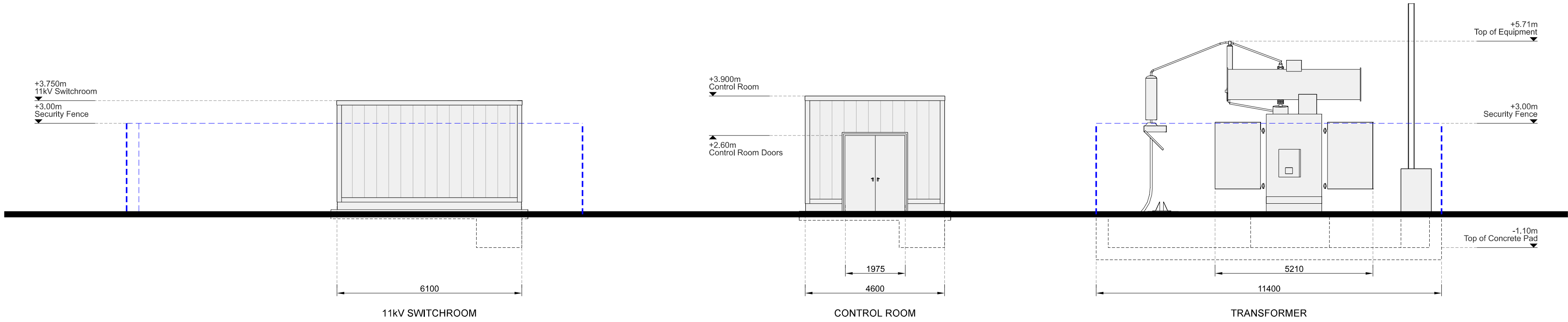
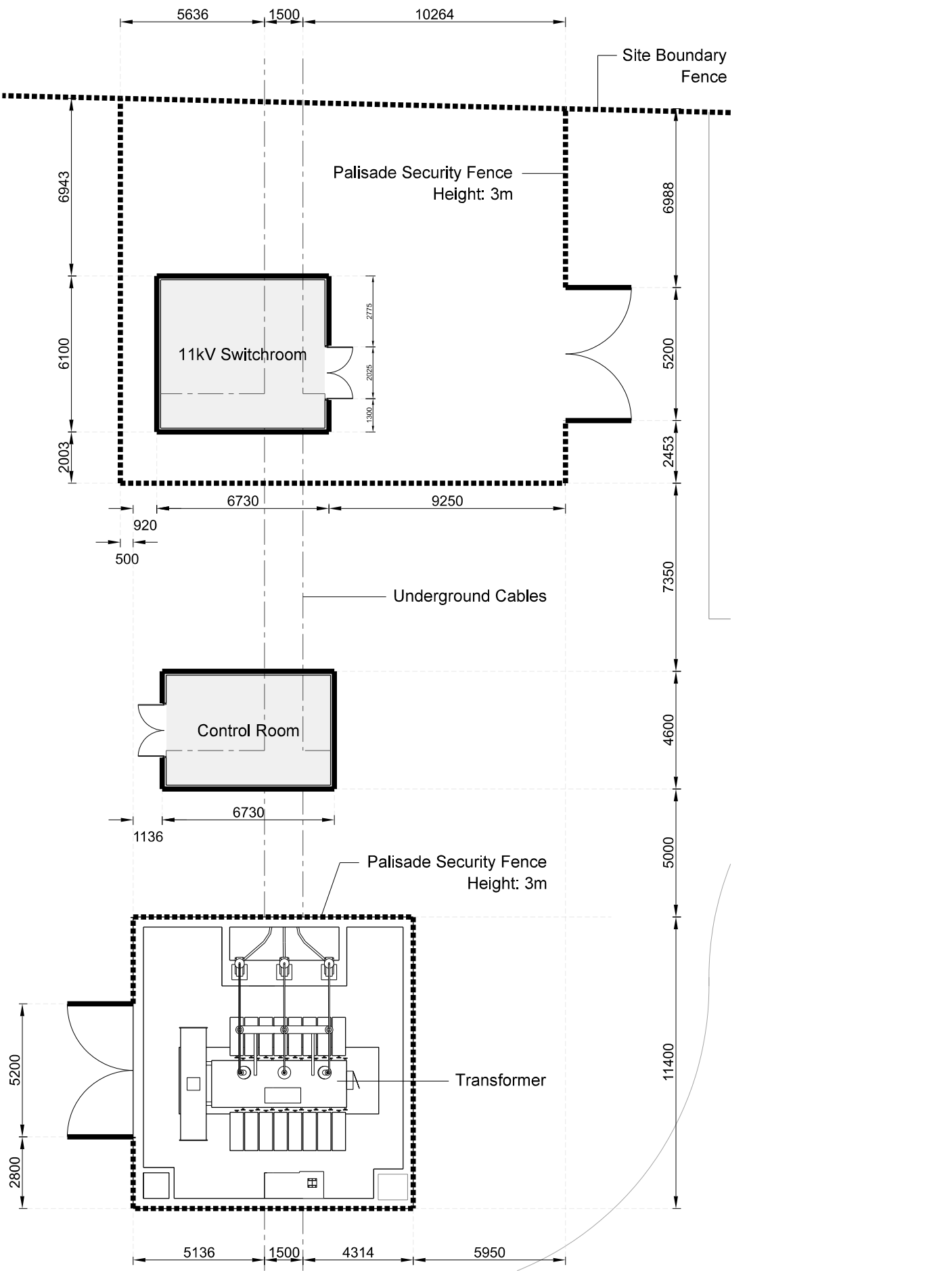


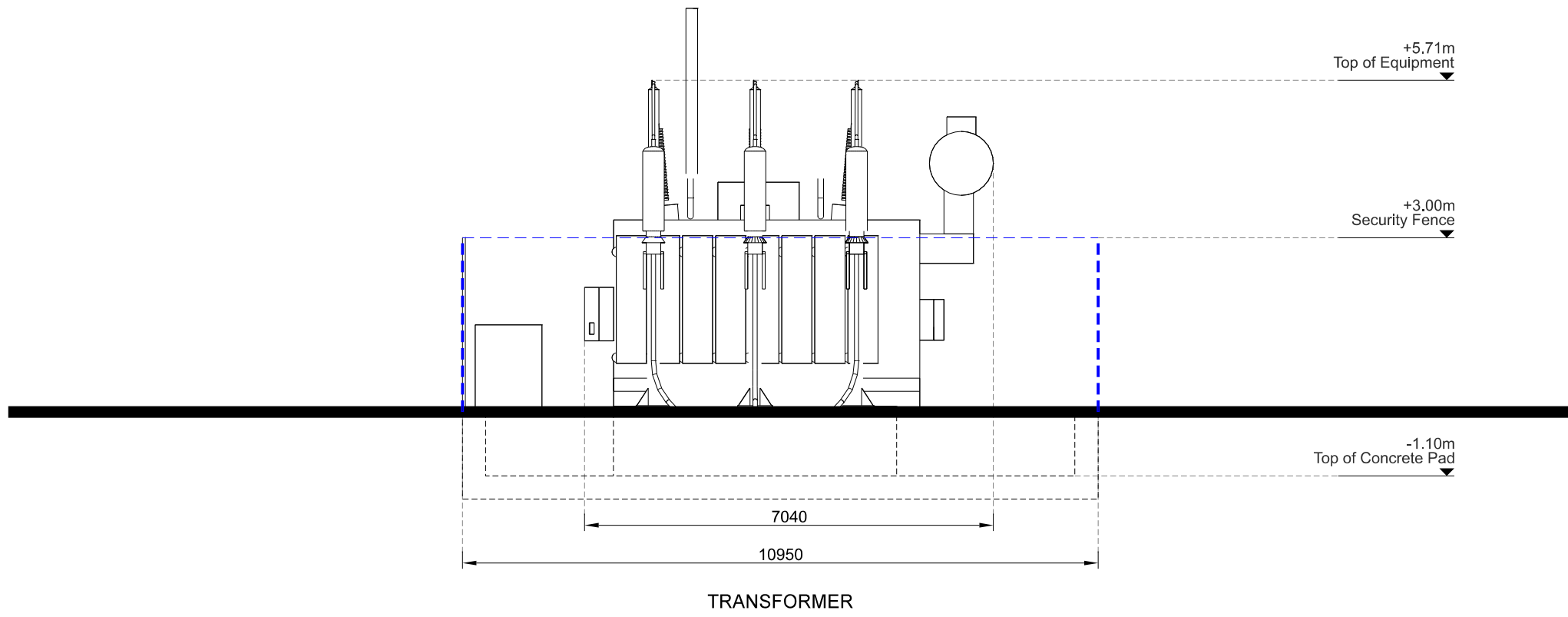
East Elevation (All components)



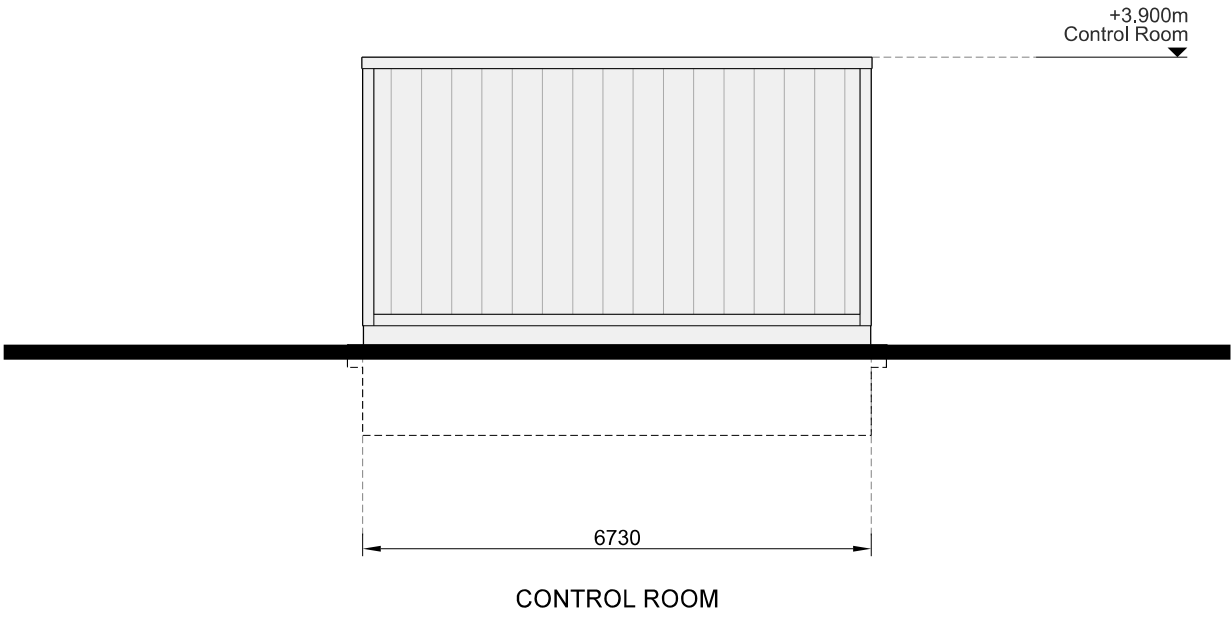
West Elevation (All Components)



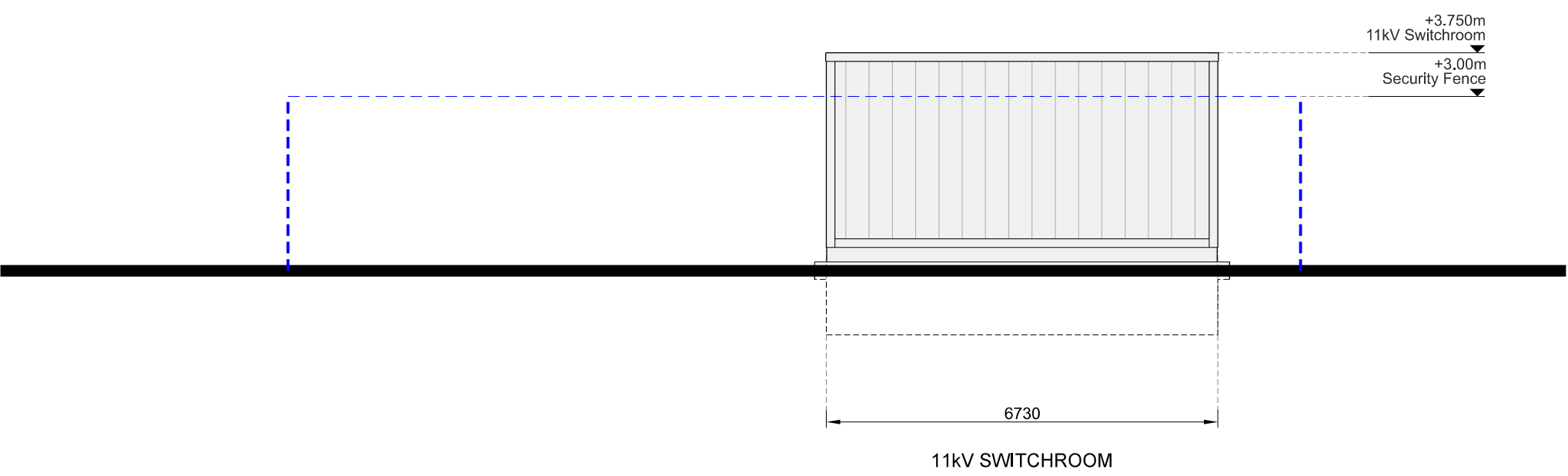
Layout Plan (1:200@A1)



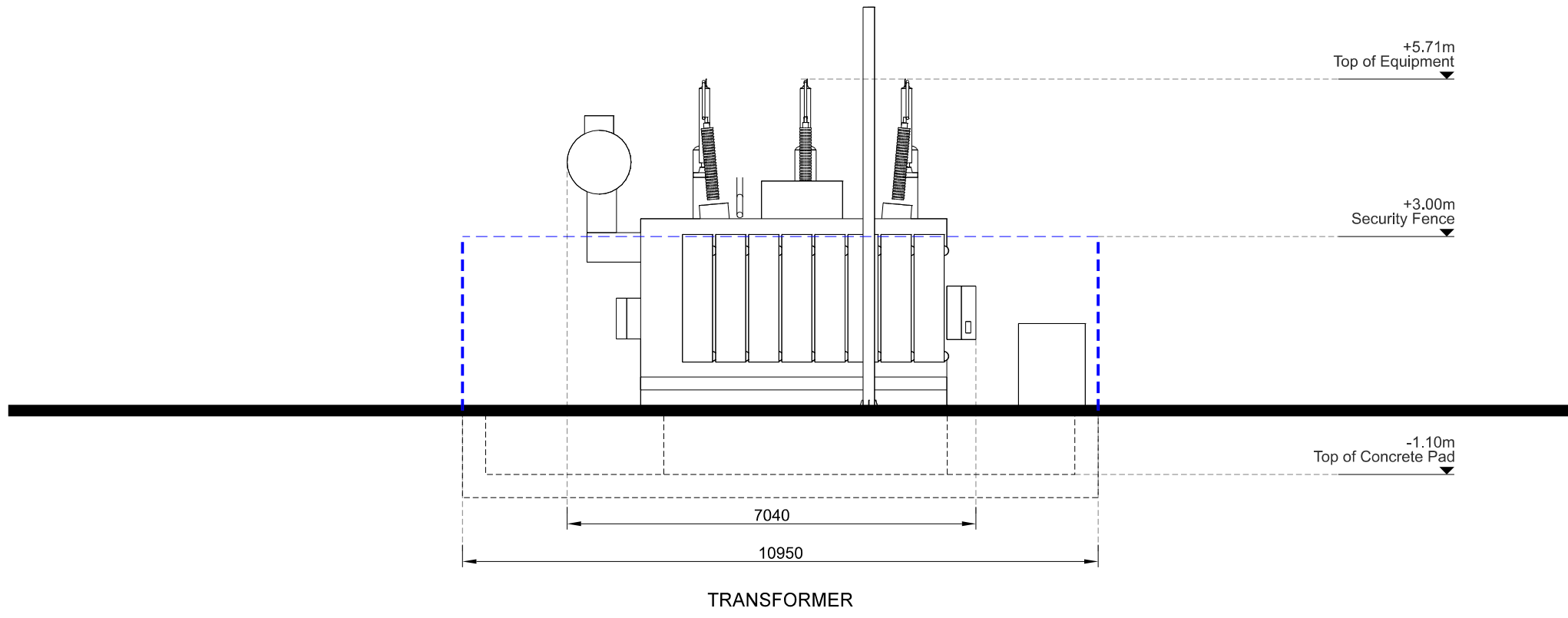
Transformer North Elevation



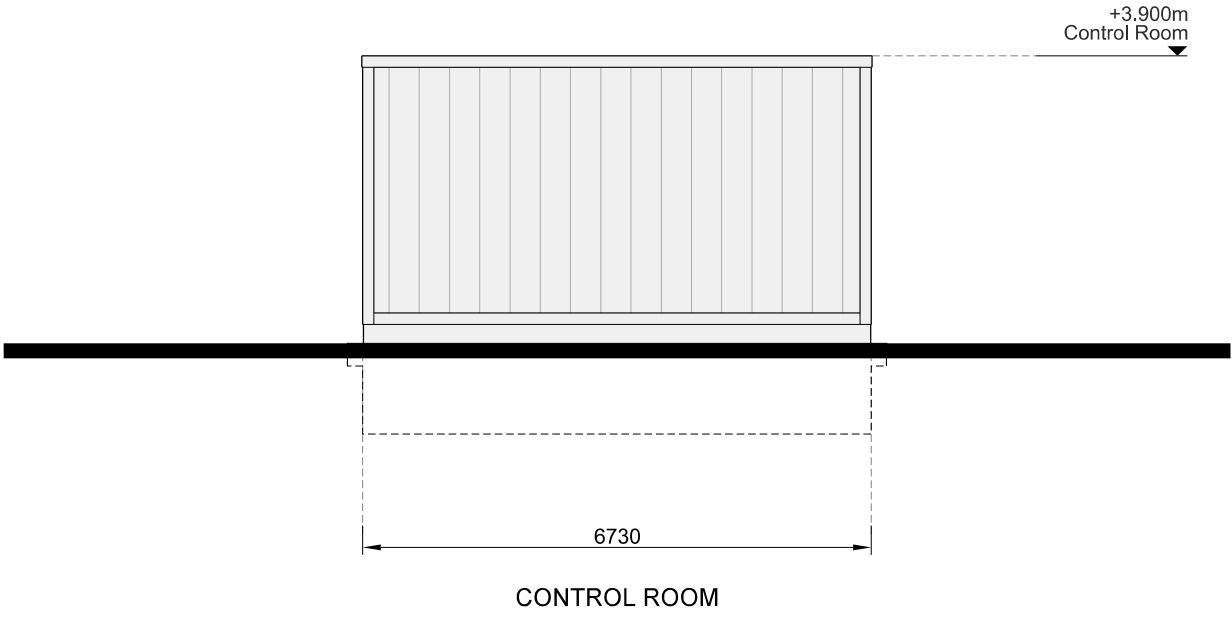
Control Room North Elevation



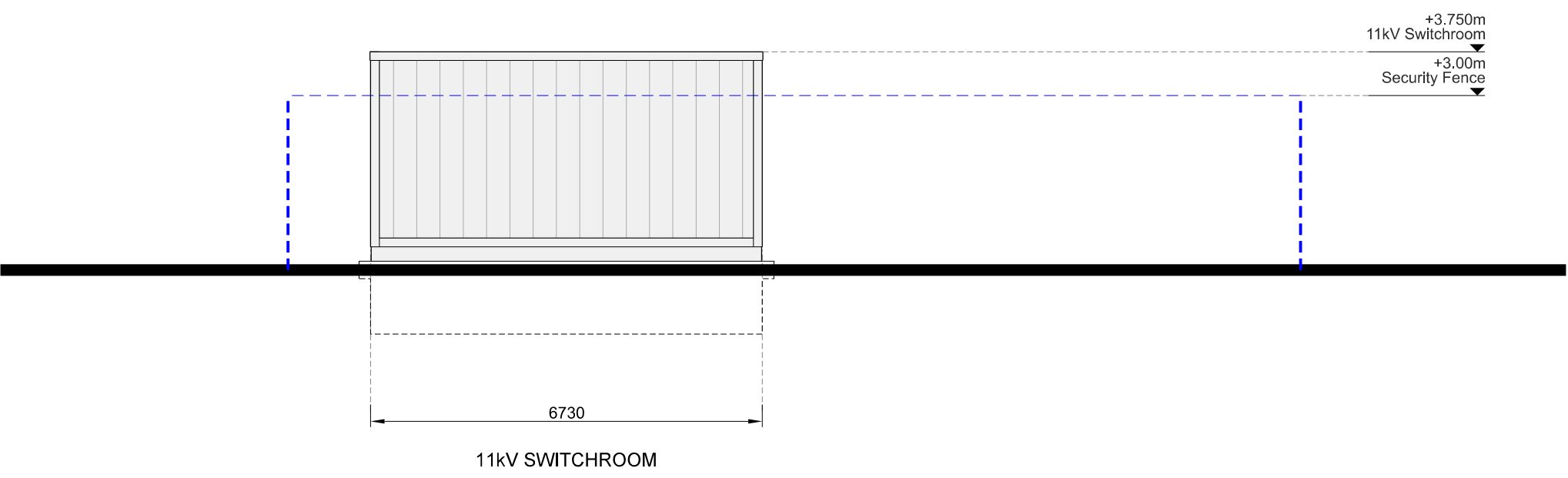
11kV Switchroom North Elevation



Transformer South Elevation



Control Room South Elevation



11kV Switchroom South Elevation

NOTE

- THIS DRAWING IS COPYRIGHT GSDA LTD.
- THE CONTRACTOR MUST NOT SCALE FROM THE DRAWING ALL DIMENSIONS TO BE TAKEN FROM DIMENSION STRINGS.
- WHERE ANY DISCREPANCIES ARE FOUND BETWEEN DIMENSIONS THESE MUST BE BROUGHT TO THE ATTENTION OF THE ARCHITECTS FOR RESOLUTION.
- WHERE DISCREPANCIES EXIST BETWEEN REFERENCE OR ASSEMBLY DRAWINGS & DETAIL DRAWINGS, THE LATTER TAKE PREFERENCE.

LEGEND All materials, finishes and colours will be as stated or similar approved.

- ⑧ Composite Metal Insulated Wall Cladding System or similar. Flashing to match. Colour: Anthracite (RAL 7016)
- ⑨ Kalzip AluPlusPalma standing seam aluminium cladding. Finish: Natural aluminium mill finish, standard
- ⑩ PPC Metal Flashing. Colour: Seren Copper
- ⑪ Metal roller shutter doors. Vision panels where indicated. Colour: To match adjacent cladding
- ⑫ PPC steel personnel / access doors Colour: To match adjacent cladding
- ⑬ PPC Metal louvers and louvre doors Colour: Merlin Grey (RAL 180 40 05)
- ⑭ Stack Casing & Ducts Colour: Hamlet (RAL 9002)
- ⑮ Galvanised steel railings and ladders
- ⑯ Concrete bunds, plinths and upstands

- ⑰ Aluminium Window System Finish: Polyester powder coated Colour: Anthracite (RAL 7016) Glazing to be clear
- ⑱ Curtain Walling System Finish: Polyester powder coated, Colour: Anthracite (RAL 7016) Glazing to be a mixture of clear and ceramic back painted glass units 'Merlin Grey' (RAL 180 40 05)

- ⑲ Trapezoidal Roof Cladding / Flashing Colour: Goosewing Grey (RAL 7038)
- ⑳ Flat roofing - single ply membrane system Colour: Merlin Grey RAL 180 40 05
- ㉑ PPC Casing to metal columns Colour: Anthracite (RAL 7016)
- ㉒ PPC Tanks, Silos and bicycle shelter Colour: Anthracite (RAL 7016)

- ㉓ Sheffield type bicycle rack Colour: Anthracite (RAL 7016) / Green (RAL 6005)
- ㉔ Polycarbonate wall and roof panels to bicycle shelter Colour: Clear
- ㉕ Paladin Weldmesh Anti-Climb Security Fencing and gates Colour: Anthracite (RAL 7016) / Green (RAL 6005)
- ㉖ Palisade Security Fencing and gates Colour: Anthracite (RAL 7016)

- ㉗ Steel Louvre Fencing Colour: Anthracite (RAL 7016) / Green (RAL 6005)
- ㉘ Estate Fencing Colour: Black (RAL 9005)
- ㉙ Diamond Knee Rail Fencing Finish: Timber
- ㉚ Steel E-Containers and EDG Housing Colour: Anthracite (RAL 7016)
- ㉛ PV / Photovoltaic Panel

PROJECT					
Grangetown Energy Recovery Facility					
Substation & Transformer Elevations					
DRAWING					
FOR PLANNING					
Elevations 1:100@A1	23/03/31	-	21/11/23	Updated	
SCALE Plan 1:200@A1	DATE	A	22/02/28	Updated	
1425 PL325		A	23/03/31	Issued for Discharge of Reserved Matters	
DWG. NO.	REVISION				



01 Meadlake Place, Thorpe Lea Rd, Egham, Surrey TW20 8HE, United Kingdom  
T: 01882 629139