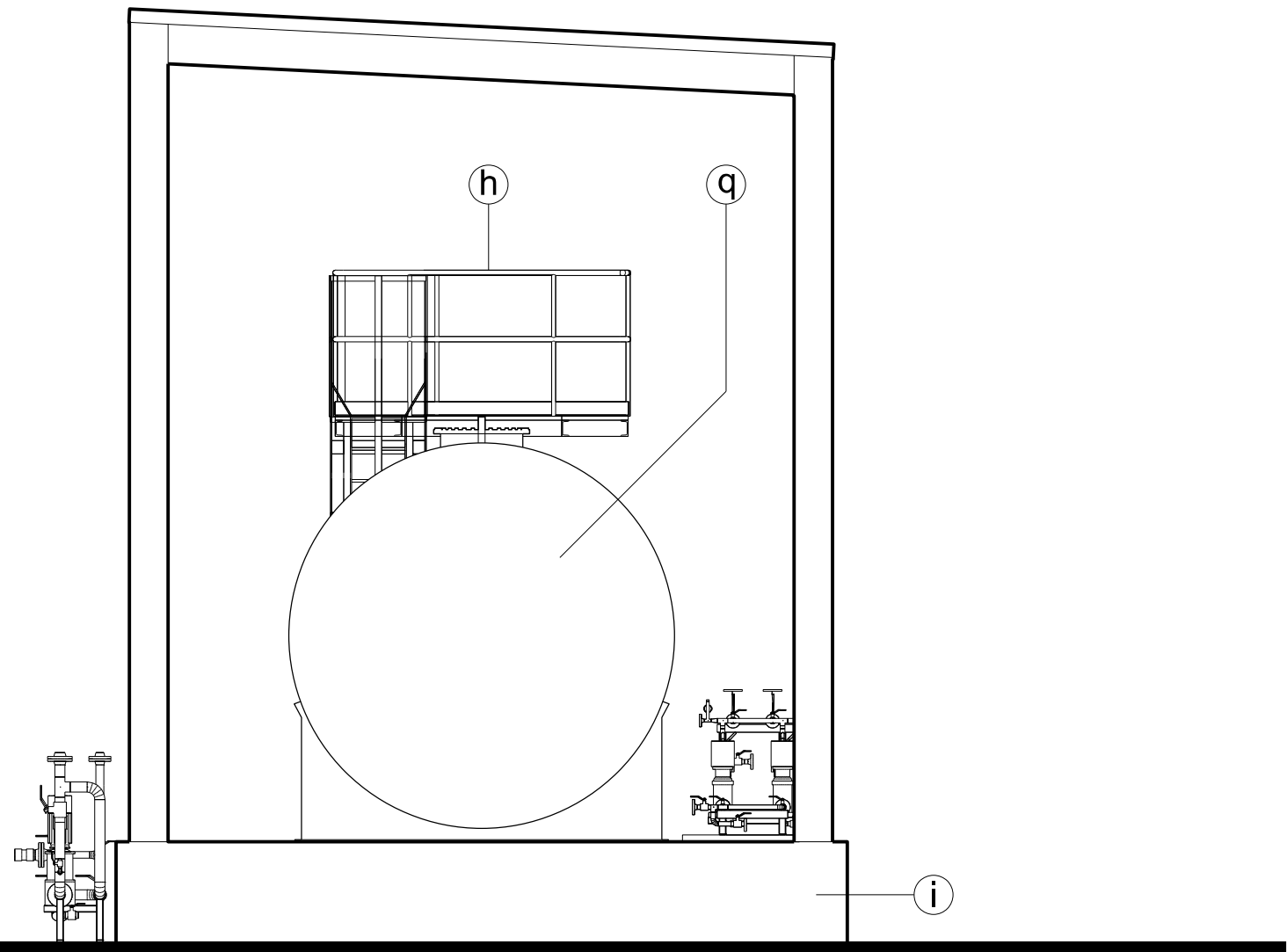


+ 7.06m
Enclosure height

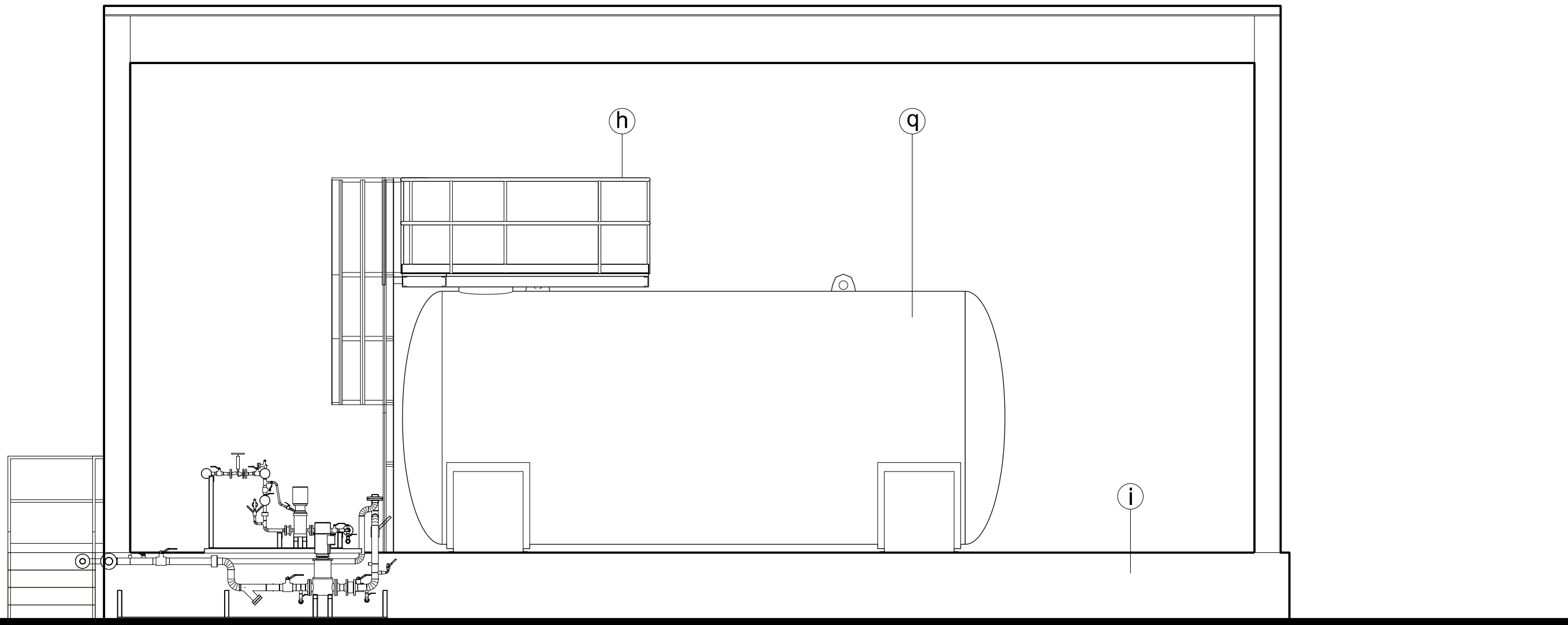
+ 0.00m
(+9.50m AOD)
Site Level



North Elevation

+ 7.06m
Enclosure height

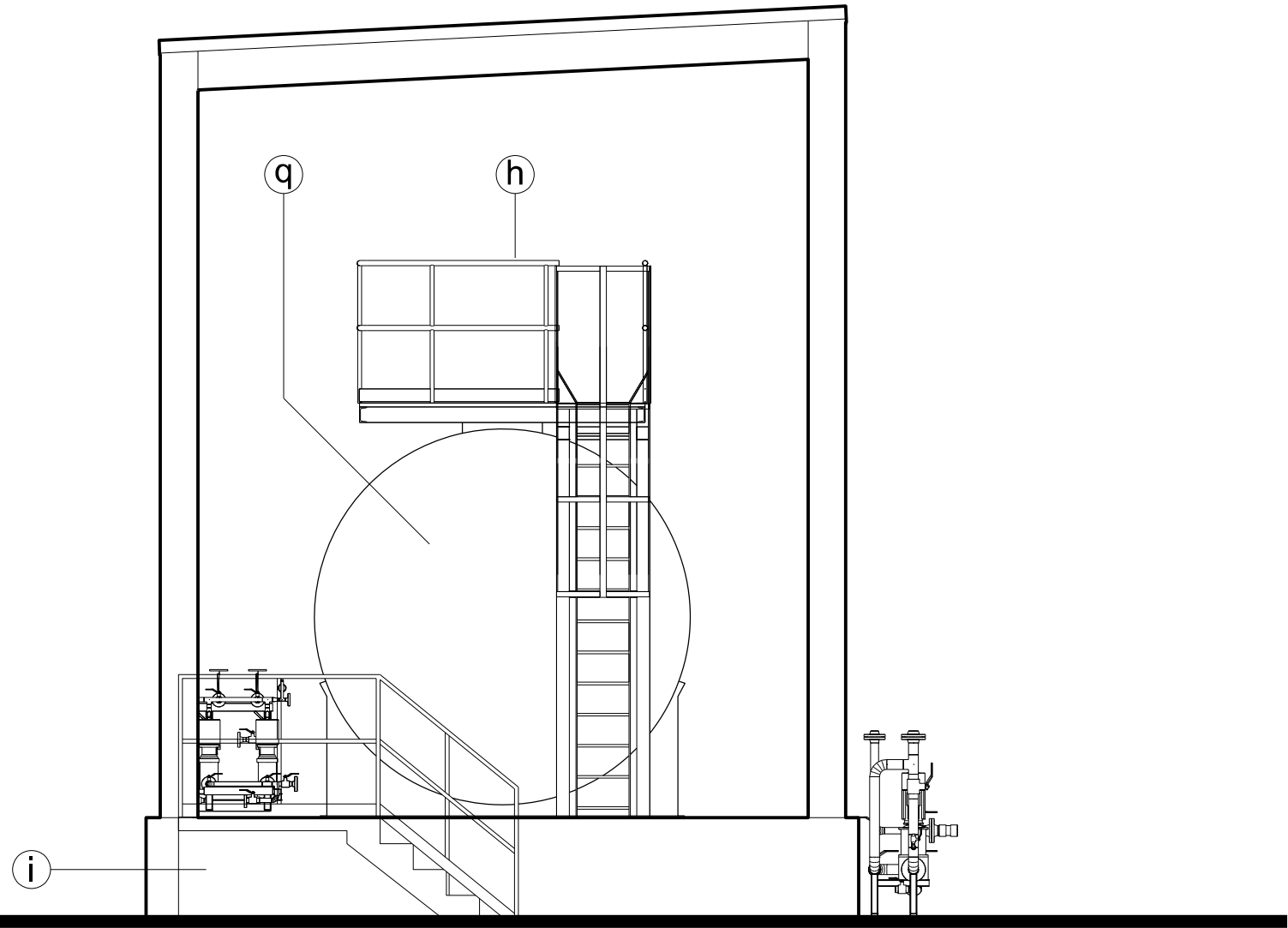
+ 0.00m
(+9.50m AOD)
Site Level



East Elevation

+ 7.06m
Enclosure height

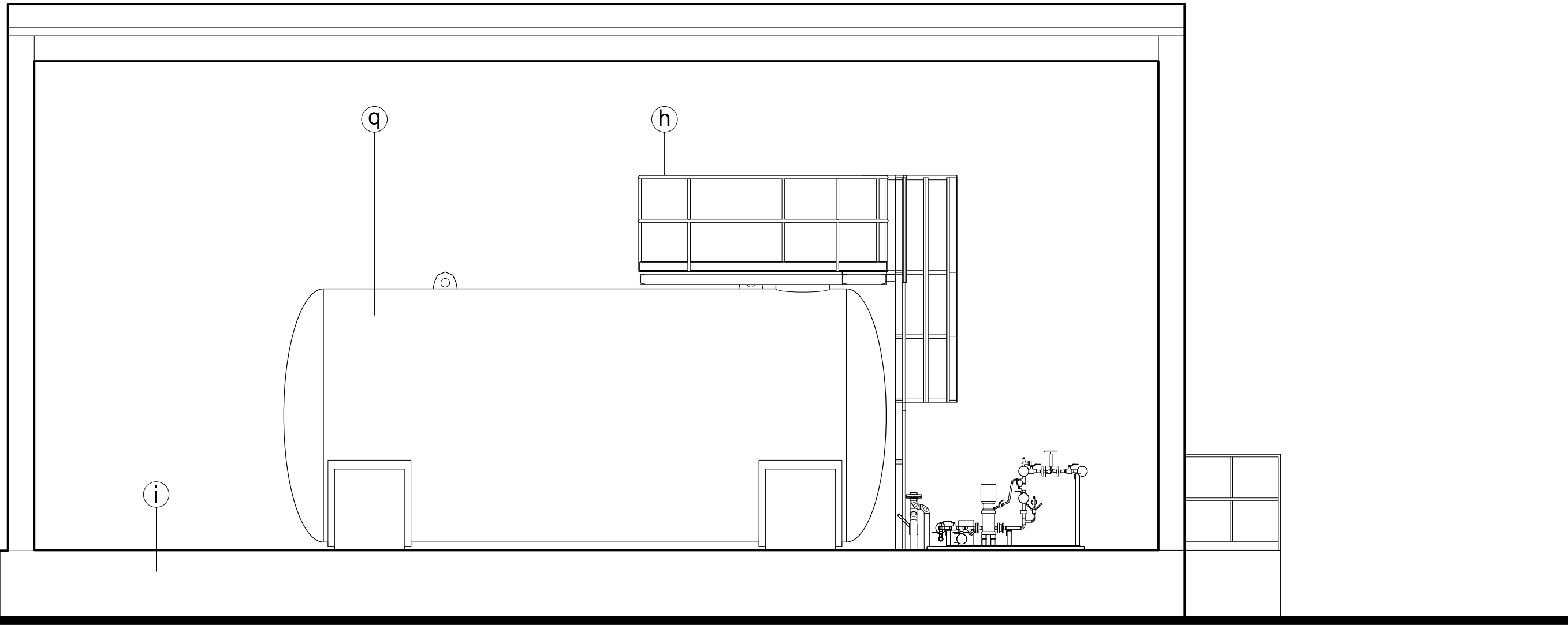
+ 0.00m
(+9.50m AOD)
Site Level



South Elevation

+ 7.06m
Enclosure height

+ 0.00m
(+9.50m AOD)
Site Level



West Elevation

NOTE

1. THIS DRAWING IS COPYRIGHT GSDA LTD.

2. THE CONTRACTOR MUST NOT SCALE FROM THE DRAWING ALL DIMENSIONS TO BE TAKEN FROM DIMENSION STRINGS.

3. WHERE ANY DISCREPANCIES ARE FOUND BETWEEN DIMENSIONS THESE MUST BE BROUGHT TO THE ATTENTION OF THE ARCHITECTS FOR RESOLUTION.

4. WHERE DISCREPANCIES EXIST BETWEEN REFERENCE OR ASSEMBLY DRAWINGS & DETAIL DRAWINGS, THE LATTER TAKE PREFERENCE.

LEGEND All materials, finishes and colours will be as stated or similar approved.

⑧ Composite Metal Insulated Wall Cladding System or similar. Flashing to match. Colour: Anthracite (RAL 7016)

⑨ Kalzip AluPlusPalina standing seam aluminium cladding. Finish: Natural aluminium mill finish, standard

⑩ PPC Metal Flashing. Colour: Seren Copper

⑪ Metal roller shutter doors. Vision panels where indicated. Colour: To match adjacent cladding

⑫ PPC steel personnel / access doors Colour: To match adjacent cladding

⑬ PPC Metal louvres and louvre doors Colour: To match adjacent cladding

⑭ Stack Casing & Ducts Colour: Hamlet (RAL 9002)

⑮ Galvanised steel railings and ladders

⑯ Concrete bunds, plinths and upstands

⑰ Aluminium Window System Finish: Polyester powder coated Colour: Anthracite (RAL 7016) Glazing to be clear

⑱ Curtain Walling System Finish: Polyester powder coated. Colour: Anthracite (RAL 7016) Glazing to be a mixture of clear and ceramic back painted glass units 'Merlin Grey' (RAL 180 40 05)

⑲ Trapezoidal Roof Cladding / Flashing Colour: Goosewing Grey (RAL 7038)

⑳ Flat roofing - single ply membrane system Colour: Merlin Grey RAL 180 40 05

㉑ PPC Casing to metal columns Colour: Anthracite (RAL 7016)

㉒ PPC Tanks, Silos and bicycle shelter Colour: Anthracite (RAL 7016)

㉓ Sheffield type bicycle rack Colour: Anthracite (RAL 7016)

㉔ Polycarbonate wall and roof panels to bicycle shelter Colour: Clear

㉕ Paladin Weldmesh Anti-Climb Security Fencing and gates Colour: Anthracite (RAL 7016) / Green (RAL 6005)

㉖ Pallade Security Fencing and gates Colour: Anthracite (RAL 7016)

㉗ Steel Louvre Fencing Colour: Anthracite (RAL 7016) / Green (RAL 6005)

㉘ Estate Fencing Colour: Black (RAL 9005)

㉙ Diamond Knee Rail Fencing Finish: Timber

㉚ Steel E-Containers and EDG Housing Colour: Anthracite (RAL 7016)

㉛ PV / Photovoltaic Panel

Grangetown Energy Recovery Facility									
Ammonia Tank Elevations									
DRAWING	FOR PLANNING	-	21/06/28	Preliminary Issue	B	23/03/31	Issued for Discharge of Reserved Matters		
1:100@A3/1:50@A1	23/03/31	A	21/11/23	Updated					
SCALE	DATE								
1425 PL323	B	B	22/02/28	Updated					
DWG. NO.	REVISION								



01 Meadlake Place, Thorpe Lea Rd, Egham, Surrey
TW20 8HE, United Kingdom
T: 01892 629139